

New Multiple Stop Feature For Booking Jobs

Passengers can now add a second drop-off point to a ComfortRIDE booking made via the ComfortDelGro Taxi Booking App! In the passenger's Booking App, Stop A is indicated as "B" and Destn is indicated as "C".

Rolled out since early-January, this option is available for both ComfortRIDE and metered fares.

MDT

For jobs that have two drop-off points, cabbies will see (2) and Stop A.

YES

7

NO

Current Job Offer

(2) ComfortRIDE \$25.00

Pick Up: ADMIRALTY MRT STATION, 70 WOODLANDS AVE 7 S(738344)

Stop A: CAUSEWAY POINT. 1 WOODLANDS SQUARE S(738099)

Destn: NG TENG FONG GENERAL HOSPITAL, 1 JURONG EAST STREET 21 S(609606)

Name: MS TAN

终端机

若有两个下车地点的即时电召工作, 德士师傅将会看到 (2) 和 Stop A (第一站)。

Driver App

Cabbies will see [2 Stops] and two drop-off points.

Ready

TST8024A Comfort MaxiCab

CURRENT JOB - AUTOBID

ComfortRIDE [2 Stops] \$25.00

0.52km away

ADMIRALTY MRT STATION, 70 WOODLANDS AVE 7 S(738344)

CAUSEWAY POINT. 1 WOODLANDS SQUARE S(738099)

NG TENG FONG GENERAL HOSPITAL, 1 JURONG EAST STREET 21 S(609606)

應用程式

德士师傅将看到 [2 Stops] (两站) 和两个下车地点。

接收有两个下车地点的即时电召工作

乘客现可为通过康福德高德士电召應用程式预订的即时电召工作添加第二个下车地点。在乘客的康福德高德士應用程式内，Stop A（第一站）将会标记为“B”，而 Destination（终点）将会标记为“C”。

从一月初开始推出，此选项适用于 ComfortRIDE 和计程车资。

Here's a guide to what cabbies should do with booking jobs that have two stops.

接收两个下车地点的电召工作的步骤。

STEP 1

If you see (2), it means there are two drop-off points.

STEP 2

Once you have accepted the booking job, the first drop-off point is Stop A and the second drop-off point is Destn.



步骤 1

如果您看到 (2)，就表示有两个下车地点。

步骤 2

当您接收即时电召工作后，第一个下车地点为“Stop A”，第二个下车地点为“Destn”。

STEP 3

Once you have reached the pick-up point, press OP to turn the meter on and the MDT will display Stop A's address first.

STEP 4

The Stop A button will also be displayed above the Destination button.



步骤 3

当您抵达接客地点，在码表上点击“OP”，流动数据终端机将先显示“Stop A”（第一站）的地址。

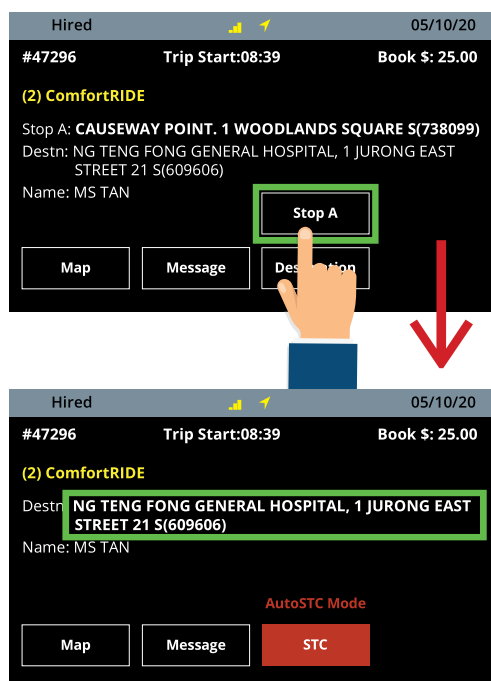
步骤 4

“Stop A”按钮也将会显示在“Destination”按钮的上方。

STEP 5

Once you arrive at Stop A, tap the Stop A button so that the system registers that you have reached the first drop-off point. The MDT screen will then display the second drop-off point, Stop A's address first.

IMPORTANT: Do not press OP to stop the meter



步骤 5

当您抵达第一站时，点击“Stop A”按钮，以便系统记录您已到达第一个下车地点。然后，终端机屏幕将会显示第二个下车地点。

重点：请勿按 OP 停止码表。

STEP 6

Upon arriving at the second drop-off point, press OP to stop the meter.

STEP 7

For ComfortRIDE trips, you do not need to manually add in the extra stop surcharge as it has been built into the total fare. For metered trips, charge what is shown on the meter.



步骤 6

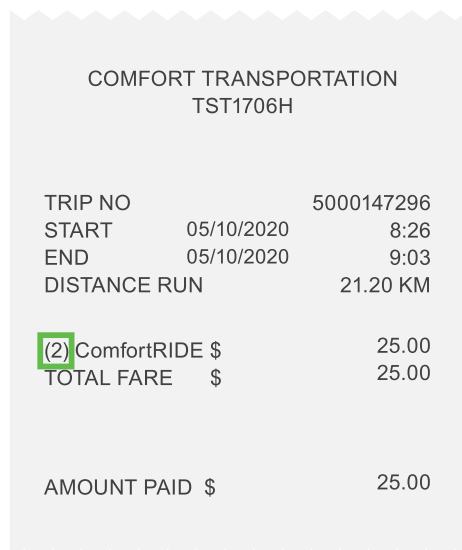
抵达第二个下车地点时, 点击 “OP” 以停止码表。

步骤 7

针对 ComfortRIDE 行程, 您无需添加额外的停车附加费, 因为已计算在总车资内。针对按码表收费的行程, 请根据码表所显示的数目收取车资。

STEP 8

Issue the receipt as per normal. For ComfortRIDE, the prefix “(2)” in the receipt indicates that there were two stops made. For metered trips, there is no change to the receipt.



步骤 8

按照常规开发收据。请注意, 针对 ComfortRIDE 行程, 收据中的前缀 “(2)” 表示有两个停车地点。针对按码表收费的行程, 收据则没有变化。

Extra location button still available

For ComfortRIDE, should passengers have multiple drop-off points but had forgotten to add them at the point of booking, cabbies may use the “Extra” button on the MDT payment screen to manually add the surcharge for up to three stops per booking.

Here’s how to do so:

额外地点按键仍可使用

针对 ComfortRIDE 行程, 若乘客有多个下车地点但在预定电召工作时忘了添加, 德士师傅可以使用付款屏幕上的 “Extras” 按钮手动添加额外的下车地点附加费, 每个电召工作最多三个下车地点。

以下为正确的做法:

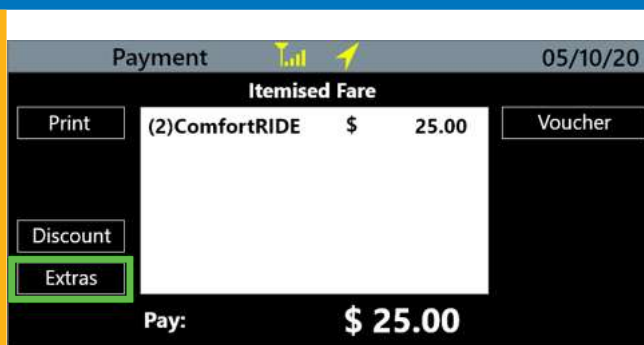
How To Manually Add Extra Stop Surcharge

手动添加额外下车地点附加费的步骤

STEP 1

Tap Extras.

Note: This option is only available for ComfortRIDE.



步骤 1

点击 “Extras” 按钮。

注意: 此选项仅适用于 ComfortRIDE。

STEP 2

Select EX.STOP (\$5).

STEP 3

Tap “+” to select the number of extra stops to be added.

STEP 4

Tap →.



步骤 2

选择 “EX.STOP (\$5)”。

步骤 3

点击 “+” 选择所要添加的额外下车地点的数量。

步骤 4

点击向右的箭头 (→)。

STEP 5

Tap “Calculate”.

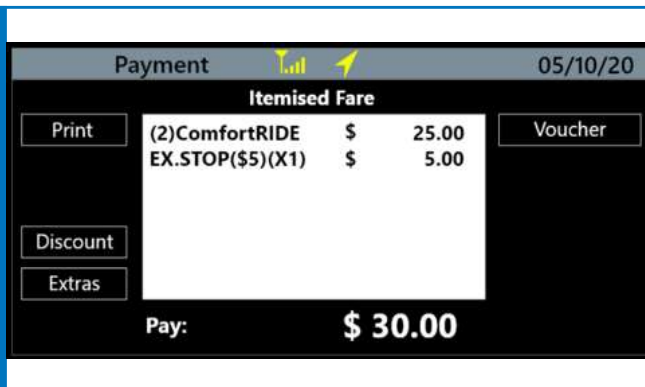


步骤 5

点击 “Calculate”
(计算)。

STEP 6

The final fare will be automatically tabulated and displayed.



步骤 6

最终车资将自动被计算并显示。

For queries about this new feature, please send them to our Driver Relations Officers (DRO) at dro@cdgtaxi.com.sg or SMS to them at **72009** by typing in “DRO<space>followed by your query”.

如果您有任何疑问，请随时发送电邮至 dro@cdgtaxi.com.sg 或发简讯至 **72009** 给德士师傅联系员 (DRO) 发简讯时请输入 “DRO<空格>您的反馈”。